

---

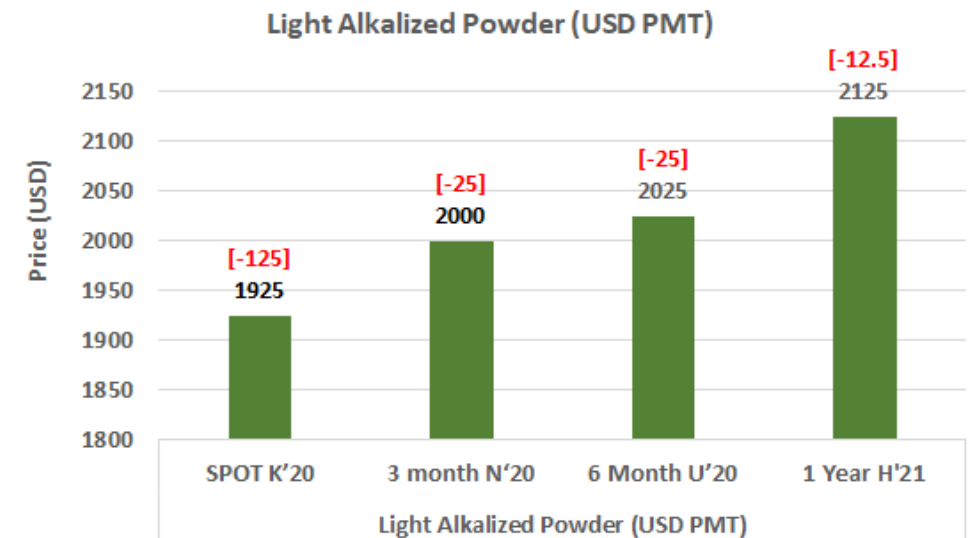
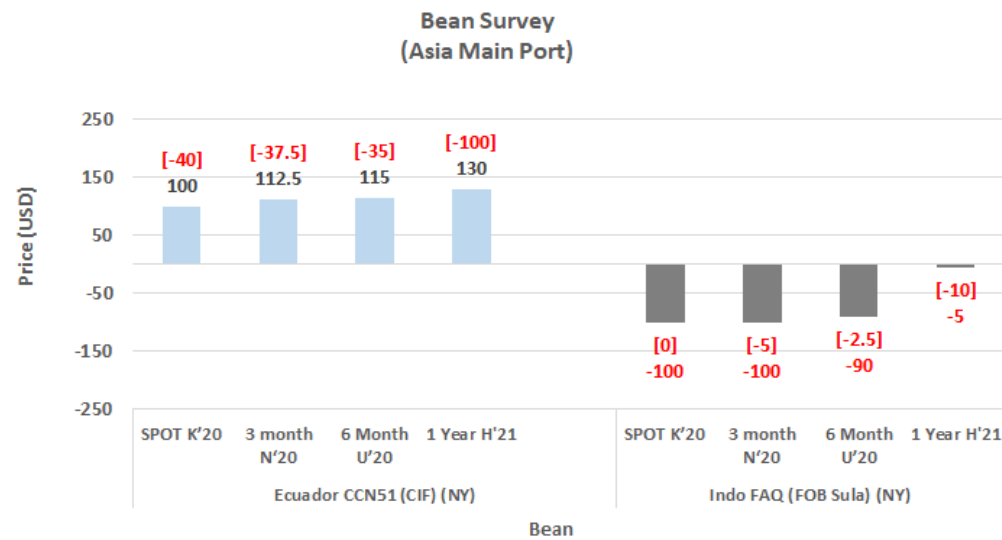
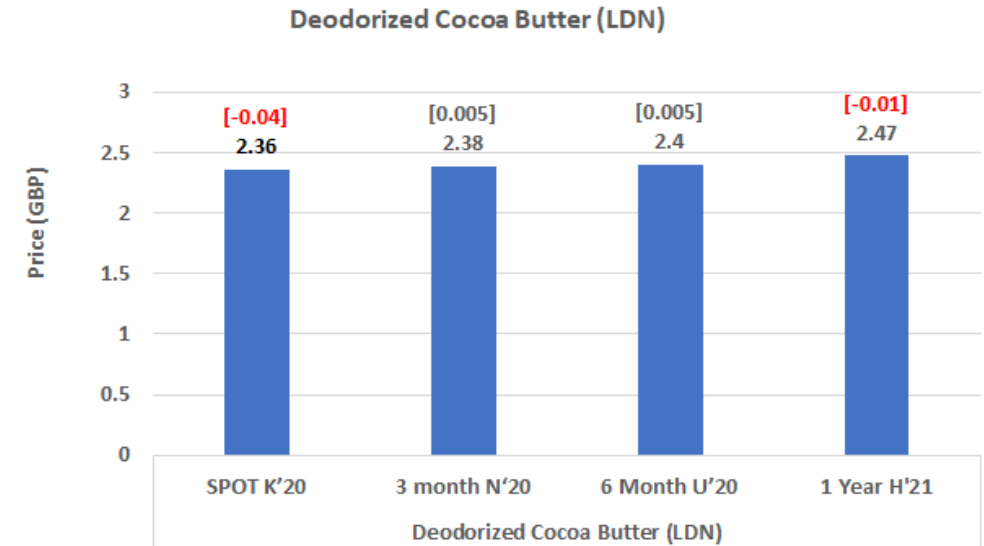
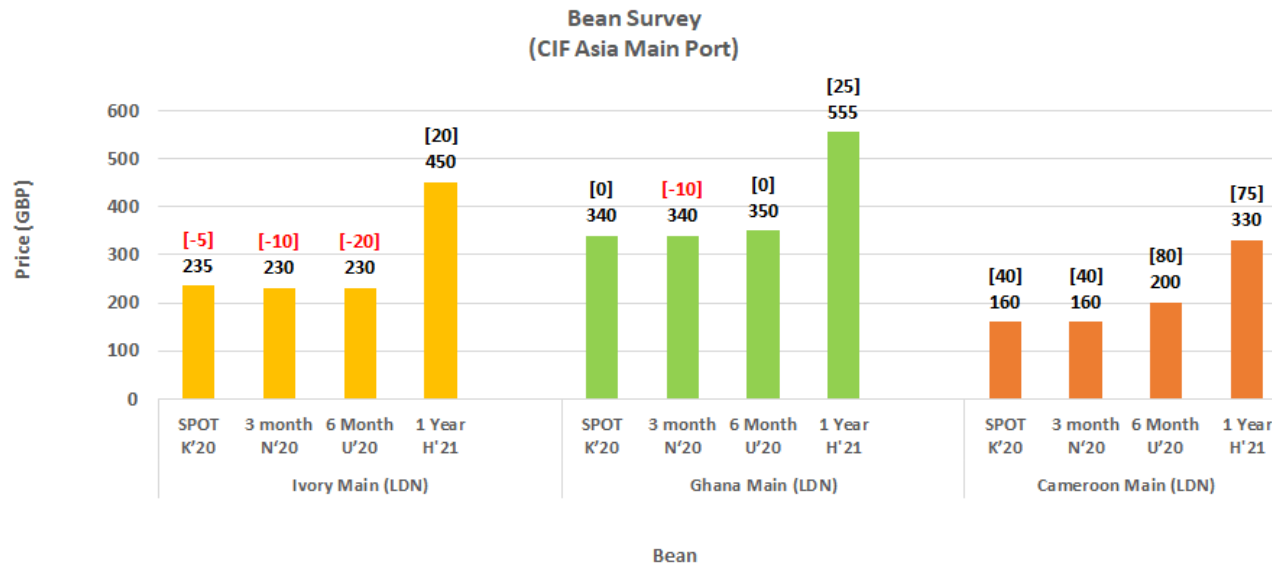
# BEAN PRICE BENCHMARK

Source: Data provided by CAA Members participating in the survey  
Published: 26/03/2020

This report (including any enclosures and attachments) has been prepared for the exclusive use and benefit of the addressee(s) and intended to be used for informational purposes only. We do not accept any liability if this report is used for an alternative purpose from which it is intended, nor to any third party in respect of this report. Formula: Median value.



# Bean Price Benchmark – March 2020



NB: (variation vs mth-1 is shown in brackets [ ] )

# Bean Price Benchmark – Historical

SURVEY	PRICE BENCHMARK (MEDIAN VALUE)	OPTION MTH	Oct-19	Nov-19	Dec-19	Jan-20	Feb-20	Mar-20
Bean Survey (CIF Asia Main Port)	Ivory Main (LDN)	SPOT	227.50	240.00	250.00	250.00	240.00	235.00
		3 month	250.00	250.00	240.00	240.00	240.00	230.00
		6 Month	260.00	250.00	250.00	245.00	250.00	230.00
		1 Year	405.00	450.00	415.00	415.00	430.00	450.00
	Ghana Main (LDN)	SPOT	320.00	360.00	370.00	345.00	340.00	340.00
		3 month	350.00	370.00	350.00	350.00	350.00	340.00
		6 Month	360.00	370.00	370.00	350.00	350.00	350.00
		1 Year	505.00	550.00	520.00	520.00	530.00	555.00
	Cameroon Main (LDN)	SPOT	120.00	100.00	120.00	125.00	120.00	160.00
		3 month	150.00	100.00	125.00	130.00	120.00	160.00
		6 Month	160.00	110.00	125.00	130.00	120.00	200.00
		1 Year	185.00	90.00	230.00	250.00	255.00	330.00
	Ecuador CCN51 (CIF) (NY)	SPOT	120.00	120.00	130.00	120.00	140.00	100.00
		3 month	130.00	132.50	125.00	140.00	150.00	112.50
		6 Month	140.00	140.00	132.50	140.00	150.00	115.00
		1 Year	150.00	145.00	205.00	200.00	230.00	130.00
Indo FAQ (FOB Sula) (NY)	SPOT	-135.00	-150.00	-120.00	-100.00	-100.00	-100.00	
	3 month	-130.00	-105.00	-120.00	-100.00	-95.00	-100.00	
	6 Month	-120.00	-100.00	-105.00	-100.00	-87.50	-90.00	
	1 Year	-62.50	0.00	5.00	5.00	5.00	-5.00	
Product Survey (FOB Asia Main Port)	Deodorized Cocoa Butter (LDN)	SPOT	2.46	2.46	2.45	2.42	2.4	2.36
		3 month	2.43	2.44	2.41	2.40	2.375	2.38
		6 Month	2.45	2.45	2.42	2.41	2.395	2.40
		1 Year	2.55	2.55	2.56	2.54	2.48	2.47
	Light Alkalized Powder (USD PMT)	SPOT	2,100.00	2,050.00	2,050.00	2,050.00	2050.00	1925.00
		3 month	2,100.00	2,050.00	2,075.00	1,850.00	2025.00	2000.00
		6 Month	2,100.00	2,050.00	2,100.00	2,000.00	2050.00	2025.00
		1 Year	2,175.00	2,200.00	2,150.00	2,125.00	2137.50	2125.00